



PB[®]
FINESTRE

classica

WOOD-ALUMINIUM CLAD

Laminated wooden window in classical style with external aluminum clad, symmetrical sashes, and central handle, internal wooden central strip, and external aluminum strip.

WWW.PBFINESTRE.IT

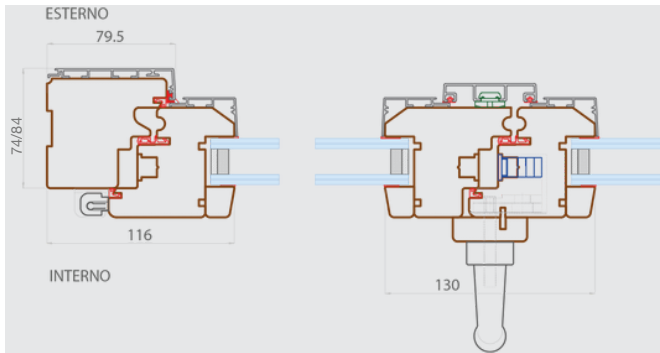


classica

WOOD-ALUMINIUM CLAD


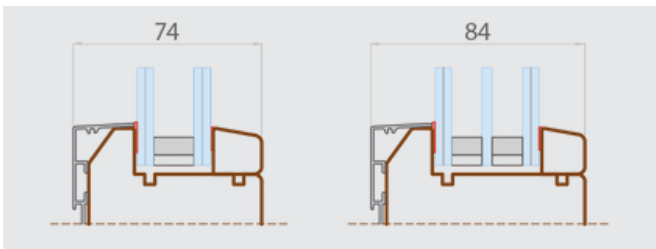
SECTIONS

Sash with internal and external strip and central handle



THICKNESS

Frame and sash section dimensions




AVAILABLE STYLES

INSIDE The internal wood style is determined by the shape of the glazing bead and is available in the following versions:



OUTSIDE The style of the external aluminum is determined by the shape of the aluminum cladding profile and is available in versions:



FEATURES



LAMINATED WOOD AND EXTERNAL ALUMINUM COATING

Laminated wood is the only material that can guarantee durability, eco-sustainability, resistance, and stability over time, in addition to the possibility of renewing and keeping the product looking new. The coating is made of aluminum with classic or contemporary profiles fixed on wood through mechanical clip anchoring. The finish of the aluminum coating is glossy and matte, "polyester powder" type of the brand QUALICOAT 791.



COLOMBO DESIGN HANDLE

Robortquattro model Martellina DK handle by Colombo Design, standard in satin chrome brass (other models available upon request) with a 10-year warranty on the finish.



ENERGY GLASS INSULATING UNIT®

Insulating glass unit with black warm-edge spacer and Planitherm Infinity coating by Saint Gobain, low-emissivity, and selective (Ug: 1.0 W/m²K for single glazing and Ug: up to 0.5 W/m²K for double glazing).



GASKETS

Three thermo-acoustic gaskets in black closed-cell TPE with memory return (two inserted peripherally on the sash, one inserted peripherally on the frame).



HINGES

Three-dimensional adjustable hinges with sash/tilt mechanism and standard micro-ventilation; silver-colored PVC hinge covers. Lever rod for lower and upper closure of the passive door. Upon request, it is possible to install concealed hardware. Steel Cremonese lock with 2 anti-burglary locking points (optionally upgradable to security class RC3).



MECHANICAL ASSEMBLY

Transom and mullion are assembled through mechanical joining, ensuring the possibility of on-site intervention in case of assistance and the need for profile replacement.



STRUCTURAL SEALING OF INSULATING GLAZING

Structural sealing and bonding of the insulating glazing through 3M double-sided tape, ensuring maximum adhesion of the insulating unit and sealing against infiltrations, maximum resistance against burglary attempts, and structural stability of the doors.



WOOD PAINTING

Treatment carried out with ecological water-based products to eliminate solvent emissions in the air and environment. Process executed through two impregnating and intermediate coats using float coating and a spray finishing cycle. RAL-colored products receive an additional finishing coat.

As wood is a natural material, any chromatic differences in the product are not considered defects but are justified by the different behavior of wood species to paints in staining cycles.



WARRANTIES

Thanks to the performance qualities and reliability of our windows, we have obtained prestigious certifications from international institutes and offer a 10-year warranty on our products and a 10-year warranty on the painting, according to the terms and conditions of PBFinestre.

TECHNICAL DATA

Air Permeability Resistance Class *

(according to the UNI EN 1026 – 2001 test standard and the UNI EN 12207 – 2000 classification standard)

Class 4

Indicates how much the fixture is permeable to air passing through it at a pressure of 600 Pa, which corresponds to a wind speed of 115 km/h.

Water Tightness Resistance Class *

(according to the UNI EN 1027 – 2001 test standard and the UNI EN 12208 – 2000 classification standard)

E750

Indicates the fixture's ability not to be penetrated by water under a pressure of 750 Pascal.

Wind Load Resistance Class *

(according to the UNI EN 12211 – 2001 test standard and the UNI EN 12210 – 2000 classification standard)

- up to 2.1 m² **Class C5**
- above 2.1 m² up to 2.5 m² **Class C4**

Indicates the fixture's ability to resist the wind pressure at a specific speed.

Acoustic Reduction Certification **

- up to **43dB** for sections with a thickness of 74mm (with glass 44.1 stadip silence Planitherm Infinity+12 argon gas +4+12 argon gas +33.1 stadip protect)
- up to **44dB** for sections with a thickness of 84mm (with glass 44.1 stadip silence Planitherm Infinity+12 argon gas +4+12 argon gas +33.1 stadip protect)

Thermal Performance Certifications **

Achievable Uw values:

- in the version with a thickness of 74mm **1.2 W/m²K**
- in the version with a thickness of 84mm **0.9 W/m²K**

Solar Factor: **G= 0,35**

Declaration of European Conformity



CE Mark

Products conforming to the European standard EN 14351-1. All our windows are CE marked, according to the law, to ensure maximum peace of mind and security in your home.

*as per certifications in our possession issued by the ROSENHEIM Institute

** as per certifications issued by the GIORDANO Institute



Descriptions are not binding. The company reserves the right to make any necessary modifications. PB FINESTRE WINDOWS AND DOORS is a trademark owned by IWDT SRL a socio unico. All rights reserved.

PBFINESTRE

IWDT Srl a socio unico - 61038 Terre Roveresche (PU) Loc. Barchi - Via Ridolfina, sn Tel. +39 0721.728545 - info@pbfinestre.it